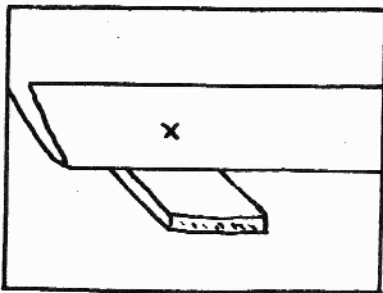
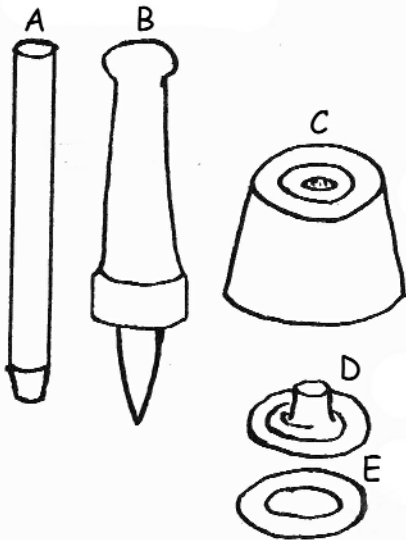


A make it or repair it yourself kit.

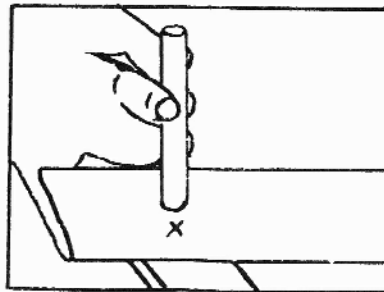
This Grommet kit can be used to repair tents, awnings, sails, shower curtains, tarpaulins, canvas covers etc.

Kits are available in the grommet sizes 0,1,2,3,4 with 1/4" to 1/2" holes. Additional grommets may be obtained thru your local dealer.

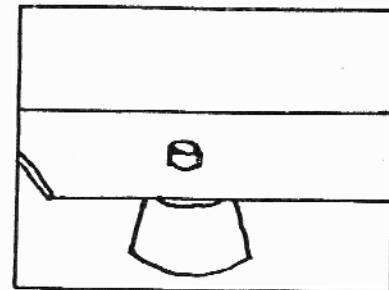
These tools are intended to serve the needs of those persons requiring the setting of a few grommets and not for commercial canvas workers. However if used with reasonable care they will last and indefinite period.



Fold material for hem, mark for hole, and place wood block beneath material.

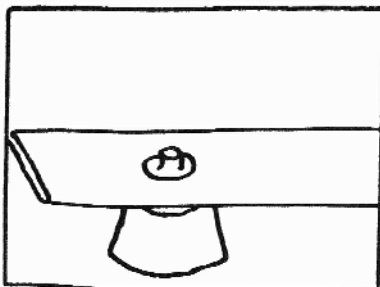


Place cutter (A) over mark and strike with hammer to make holes.



Insert grommet (D) thru hole. Set firmly on base (C) line up hole in grommet with hole in base.

Place washer (E) over grommet (D) rounded side up.



Insert point of die (B) into tube. Strike lightly with hammer turning die slightly between blows until the two halves fit tightly together.

